

Measure




Lively Lesson



5 minutes



**Ruler, tape measure
or scales**



Instructions

This activity can be done individually or as pairs/small groups. Provide different measuring tools, e.g. ruler, tape measure or scales, and give the pupils a list of items around the classroom for them to measure.

Health & Safety

- Ensure floors are clear of trip hazards
- Remind pupils of their own spatial awareness
- Give clear instructions

Teacher Tips

Refer to the Activity Sheet for some ideas!

Foundation: Teacher led, working in groups to count items

KS1: Pick specific objects to measure


KS2: Round answers to nearest decimal places, calculate area, perimeter or volume of items

Measure

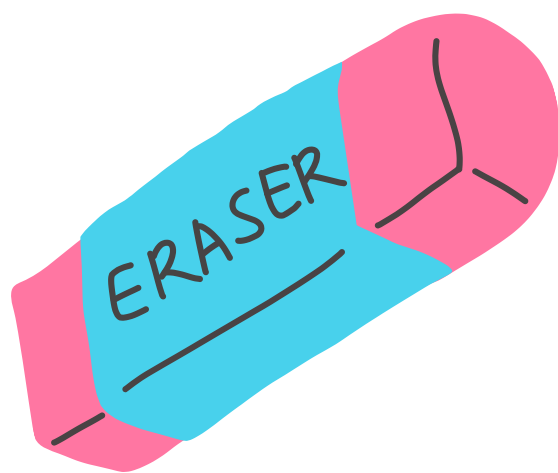
Pupils work individually or in pairs/small groups to measure items using different measuring techniques.

Foundation:

“Count how many ____ are at your table”




Pencils



Rubbers



Books



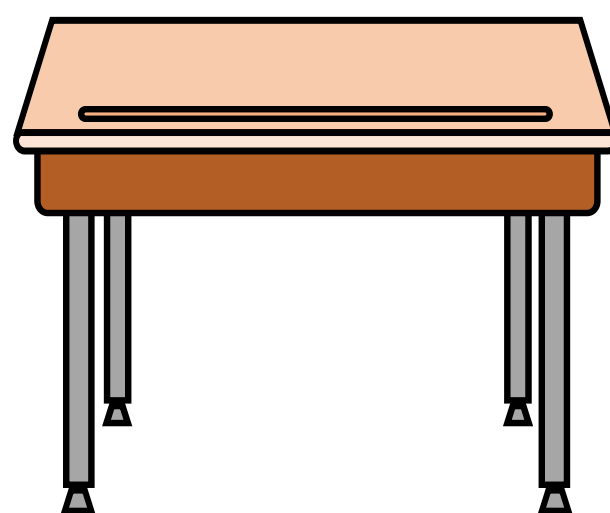
Crayons

KS1:

“Calculate the length of _____”



Book



Desk



Calculator

“Calculate the weight of _____”



Schoolbag



Water bottle

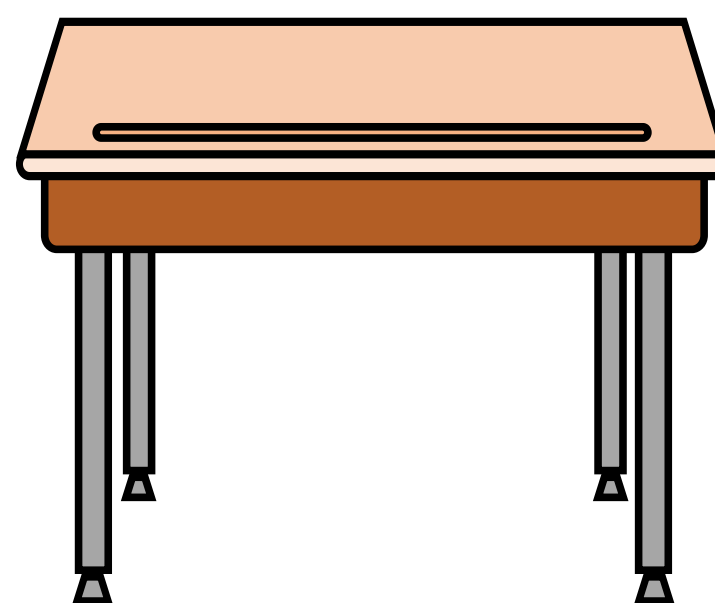


KS2:

“Calculate the area of _____”




Book



Desk

“Calculate the volume of _____”



Lunchbox



Pencil pot

“Calculate the weight of _____ to
the nearest decimal place”



Schoolbag



Water bottle

Chest
Heart &
Stroke