

Shop Till You Drop

Monkey Madness

5-7 minutes



Instructions

Ask your class to stand and form a circle around the classroom. One pupil begins by saying "I am going to shop to buy some milk", they can choose any item they like. The next pupil beside them repeats the statement "I am going to the market to buy milk and eggs" and adds another item to the list. This continues until everyone has a turn. The trick is can the last person remember the long shopping list order or will they need help from their friends.

Health & Safety

- Ensure floors are clear of trip hazards
- Ensure pupils leave stationary on the table
- Ensure pupils tuck bags in under the desk
- Remind pupils to keep eyes up and watch where they are going
- Remind pupils of their own spatial awareness
- Give clear instructions

Teacher Tips

This activity is suited to all ages. See activity example sheet for more information. Foundation: The teacher may want to lead with this activity, instead of describing words, the pupils could choose pictures on a board.



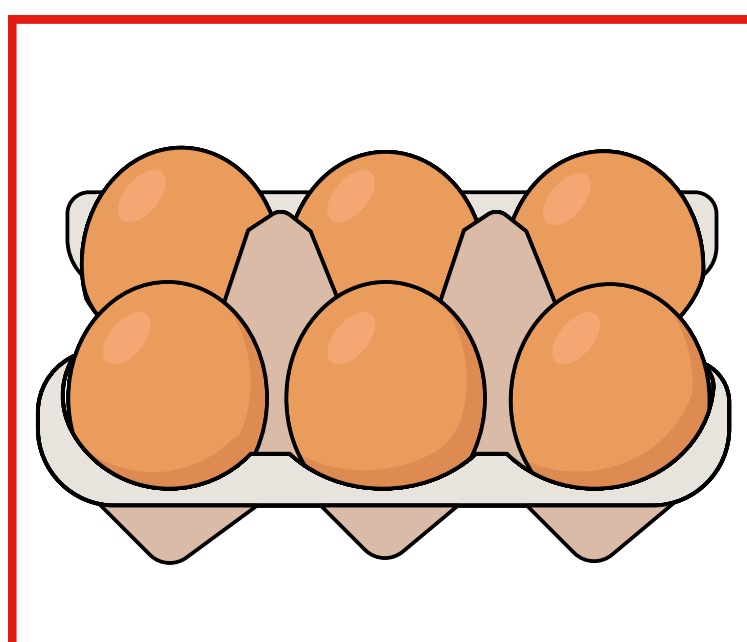
Shop Tillyou Drop

This fun creative game is designed to test your pupils listening and memory skill, as well as team work. Ask your class to stand and form a circle around the classroom. One pupil begins by saying “I am going to shop to buy some milk”, they can choose any item they like. The next pupil beside them repeats the statement “I am going to the market to buy milk and eggs” and adds another item to the list. This continues until everyone has a turn. The trick is can the last person remember the long shopping list order or will they need help from their friends.

Foundation Examples



Milk



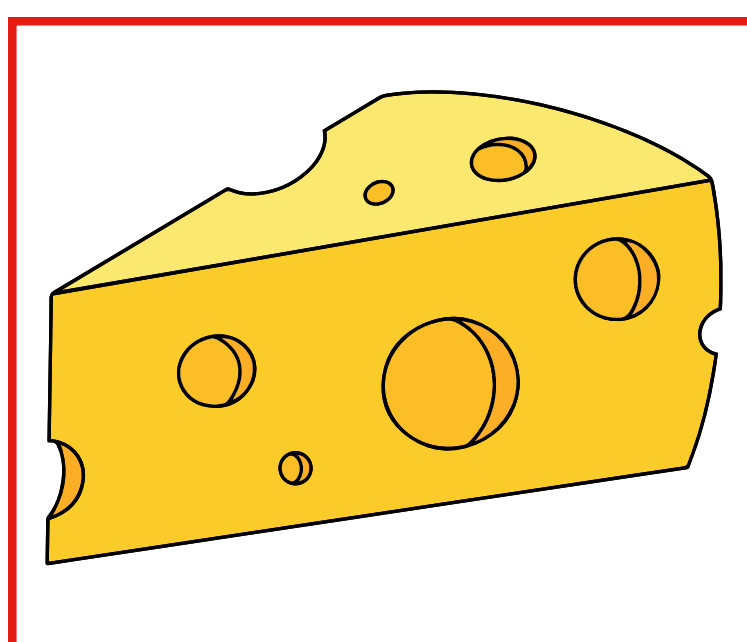
Eggs




Bread



Cereal



Cheese



Carrots



For foundation pupils ask your class to choose items from a shop. This can be in picture form and you could stick them on the board for the rest of the class to see.

KS1 & KS2 pupils can make it slightly more difficult by choosing different items from a shop. This can be in picture form and stick them on the board for the rest of the class to see or verbally.

